







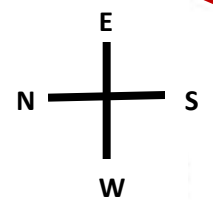


-  = Go Northeast on Freshman Drive to LOT 5
-  = Enter LOT 5 at Sheriff's Station
-  = ATA & ATB Buildings
-  = B5 - Lunch Truck
-  = B6 - PAWS convenience store
-  = A6 - Outdoor eating area
-  = A13 - ATM located outside of building
-  = Emergency Phone



OVERLAND AVENUE